



Automation of M.I.S. Reports



**Management
Information
System**

**Taking your Business
to the next level**




What is M.I.S.

Management Information System

A System that provides Comprehensive Business Information to the Management on Real-Time basis, and is Accurate. Standard Reports that are available from existing ERP or the Software do not serve the purpose. But a efficient M.I.S. System will meet the dynamic thoughts of a Business Owner!

Importance of Proper M.I.S.

Charts and graphs help
people process and
remember data quickly.




All the Organisations having proper M.I.S. will be able to take profitable and efficient decisions based on the data

M.I.S.


Proper System of organising volumes of data in to Coherent Reports will help managers understand the data easily and make strategic planning with more efficiency

Types of M.I.S.



Business Vertical wise P&L

Periodical P&L, Vertical wise, and with deep dive in to information at a click will give insights of the data and help in decision making with a bird eye view on all the parameters of the business & verticals



Structured and Efficient Cash Flow

Cashflow is the most important aspect of any business and it helps strategic planning to take various decisions which can take the next level growth



Dynamic Sales & Profitability Analysis

Analysing the Sales Data regularly and should be mapped with the profitability. More the Sales Grows the Organisation will grow



S

Strengths

Efficient M.I.S. System should be able to display the strengths of an Organisation and thus management can Strategize to improve the Strengths.



W

Weaknesses

Good Management doesn't ignore or skip to analyse the Weaknesses and also strive to overcome the same



O

Opportunities

A clear visibility on the Opportunities will always lead an organisation design its strategy towards the long term growth



T

Threats

Common Threats to all businesses are rising cost of materials, tight labour supply, increasing competition, Suppli Chain Issues etc.

SWOT analysis is a technique for assessing the performance, competition, risk, and potential of a business

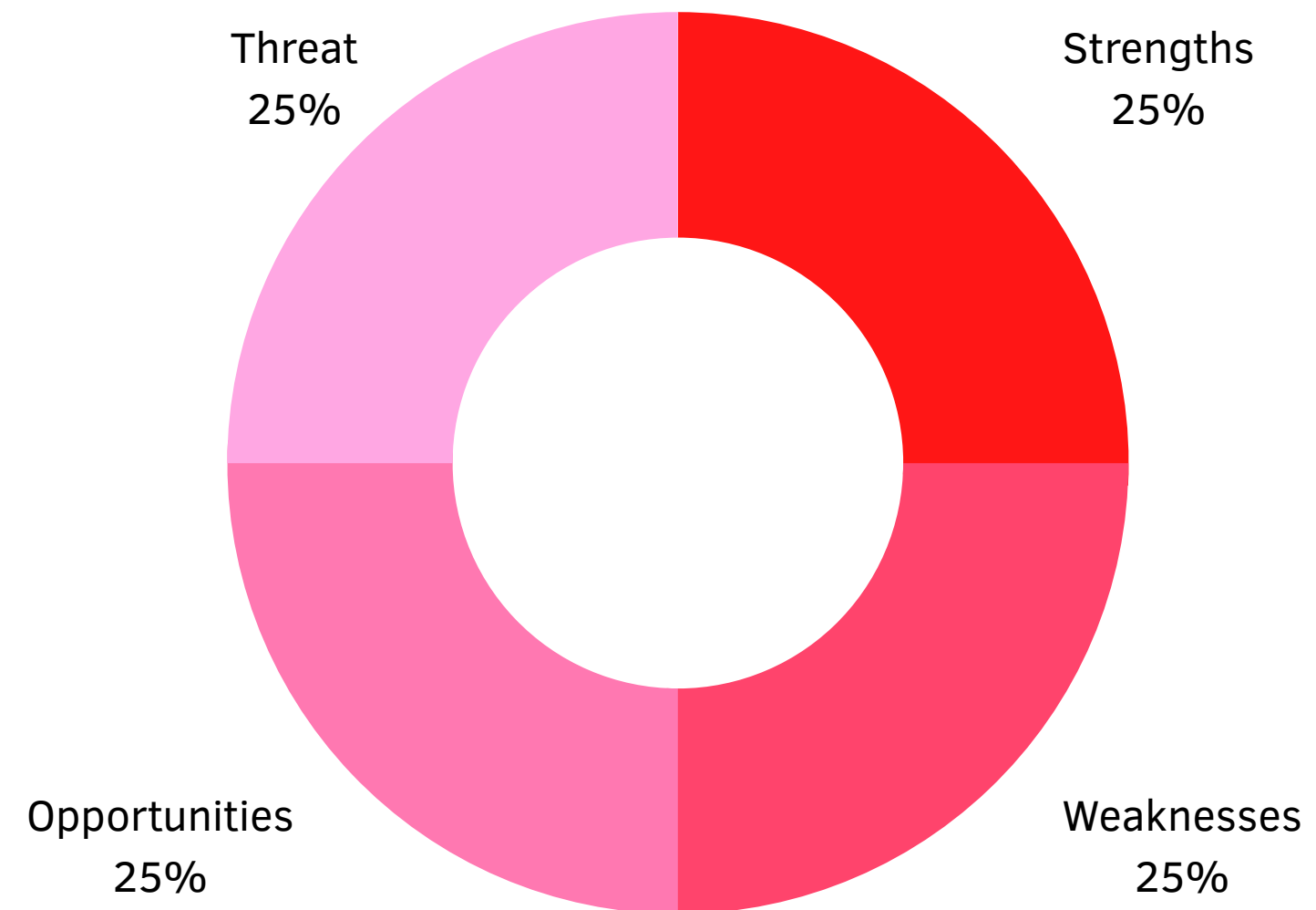
Market Share

The market is consistently growing

Visualize complicated and dense information with charts and graphs.

These help people process and remember data quickly.

DRAG & DROP, DRILL DOWN & GRAPHICAL REPRESENTATION OF THE SWOT DATA WILL HELP ANALYSE THE DATA QUICKLY

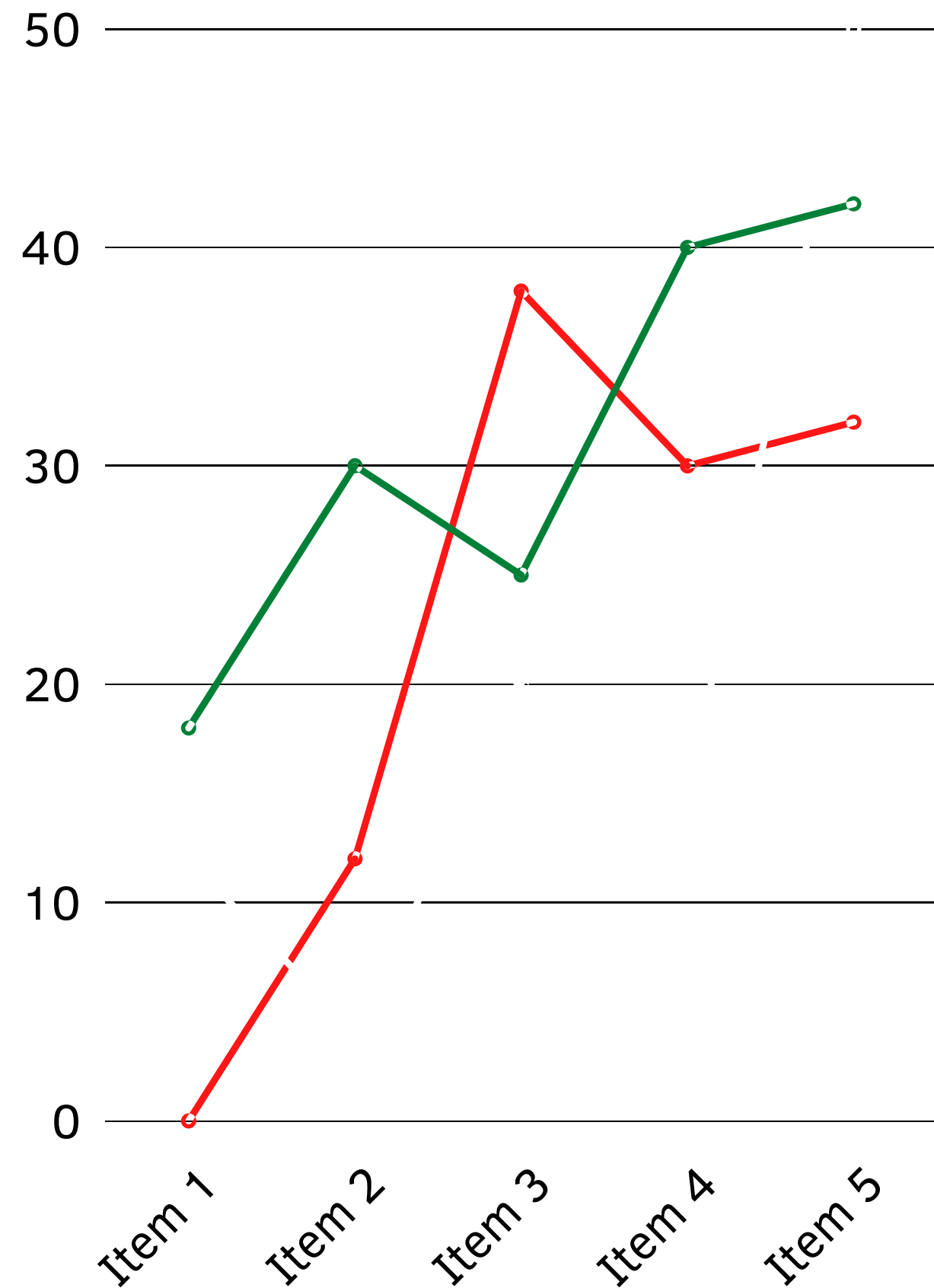


Current Business Growth



 **Revenue growth**

Visualize complicated and dense information with charts and graphs. These helps a management to take data based decisions



Predicted Business Growth

FEARLESS FORECAST OF BUSINESS GROWTH

Revenue forecast

Forecast your business growth on the basis of the historical data and analyse the same and then make Fearless Forecast of Revenue

Technologies to Use



■ User Friendly

Adoption of technology that is user friendly and easy to deploy for every user of the organization

■ Scalable

The Technology selected to be scalable to meet the ever growing needs of an Organisation

■ Reliable

Technology Vendor should be a reliable partner to the organisation for the technology adoption

Technologies



TallyPrime

TallyPrime

The No.1

Business Application most widely used by
Every Businesses

F-i MIS

MIS Simplified...

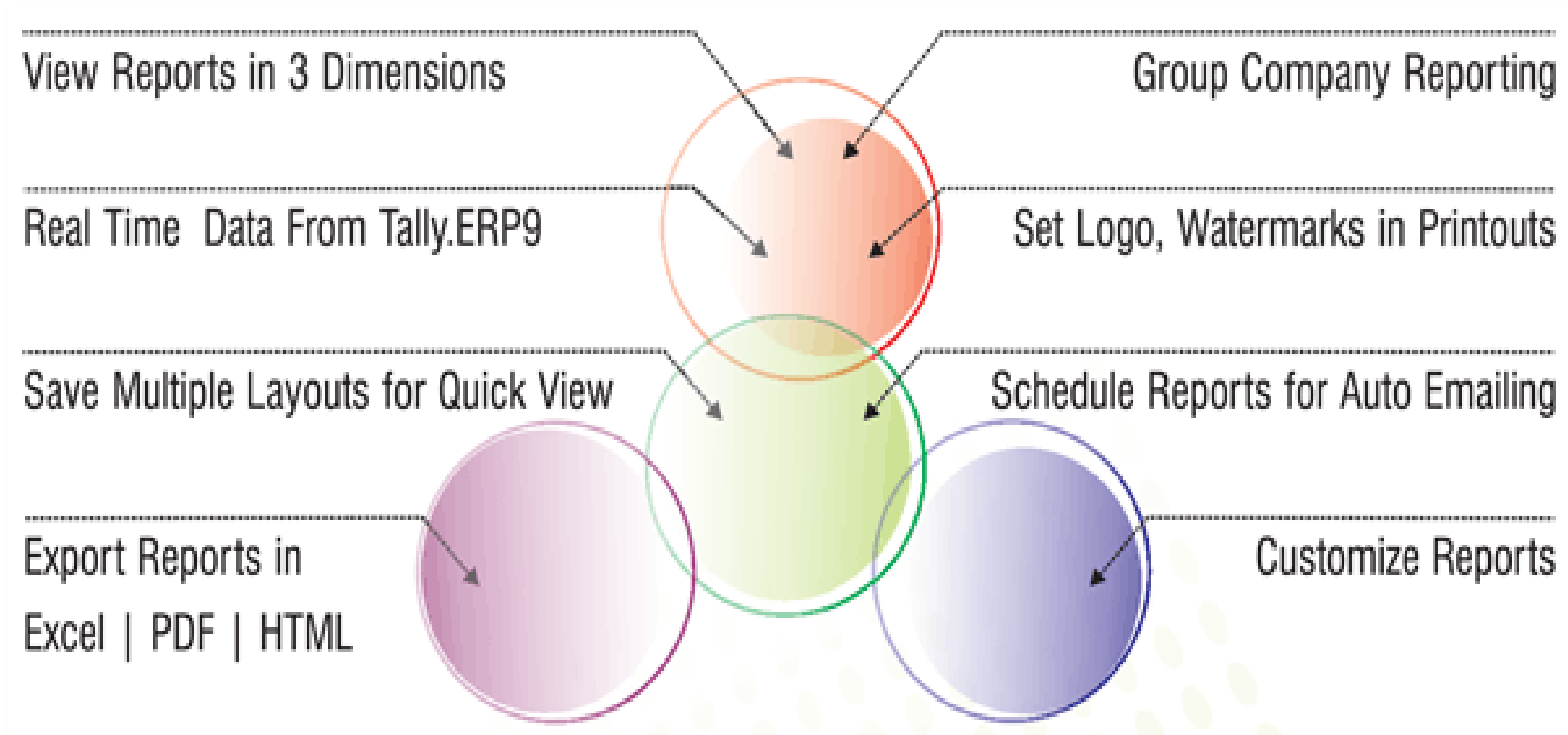
F-1 M.I.S

Since 2010

Serving over 100+ Businesses with 400+
users having the ROI from 1st month

an Enterprise M.I.S. Solution

F-1 MIS is the ultimate answer to the problem and a right solution which helps the business to generate dynamic, accurate and flexible MIS reports, while staying connected with latest the data. F-1 MIS enables user with the slicing and dicing feature, which meets the business dynamics of the requirements and keeps the accuracy intact.



Sales analysis Party wise

1. Party group & sub group wise
2. Item/SKU wise
3. Item/SKU group & sub group wise
4. Item /SKU category wise
5. Batch / Lot wise
6. State wise
7. Month wise / Year wise
8. Group company wise
9. Detail view of sales containing dispatch & other details
10. Cost center / Cost category wise
11. Periodic variances of sales item wise / party wise
12. And many more..... as per the companies requirements

Outstanding Analysis

1. Party wise outstanding
2. Group wise / sub group wise outstanding
3. Debtors payment performance
4. Item / SKU wise outstanding
5. State wise outstanding
6. Aging analyses
7. Group company wise
8. And many more.....as per the companies requirements

Inventory Movement

1. Item / SKU wise
2. Item/SKU group & sub group wise
3. Item /SKU category wise
4. Godown / Unit wise
5. Batch / Lot wise
6. Month wise / Year wise
7. Group company wise
8. Detail view of stock movement up to transaction level
9. Pending sales order and Purchase order analyses
10. Material requirement planning for production house
11. Re-order level status
12. And many more..... as per the companies requirements

Income / Expenses Analysis

1. Expense head wise
2. Group / Subgroup wise
3. Cost center / category wise
4. Monthly / yearly analyses of each heads
5. Group company wise
6. Budgets Vs Actual analyses head wise
7. And many more..... as per the companies requirements

Sneak Peak Preview of M.I.S. Templates

an Enterprise M.I.S. Solution

F-1 MIS Reporting... - [Display Report - Salesreport]

File Style

Report Scheduler Setting User Creation Deactivation Data Management Role Creation Logout Designer

Display Report - Salesreport

Line

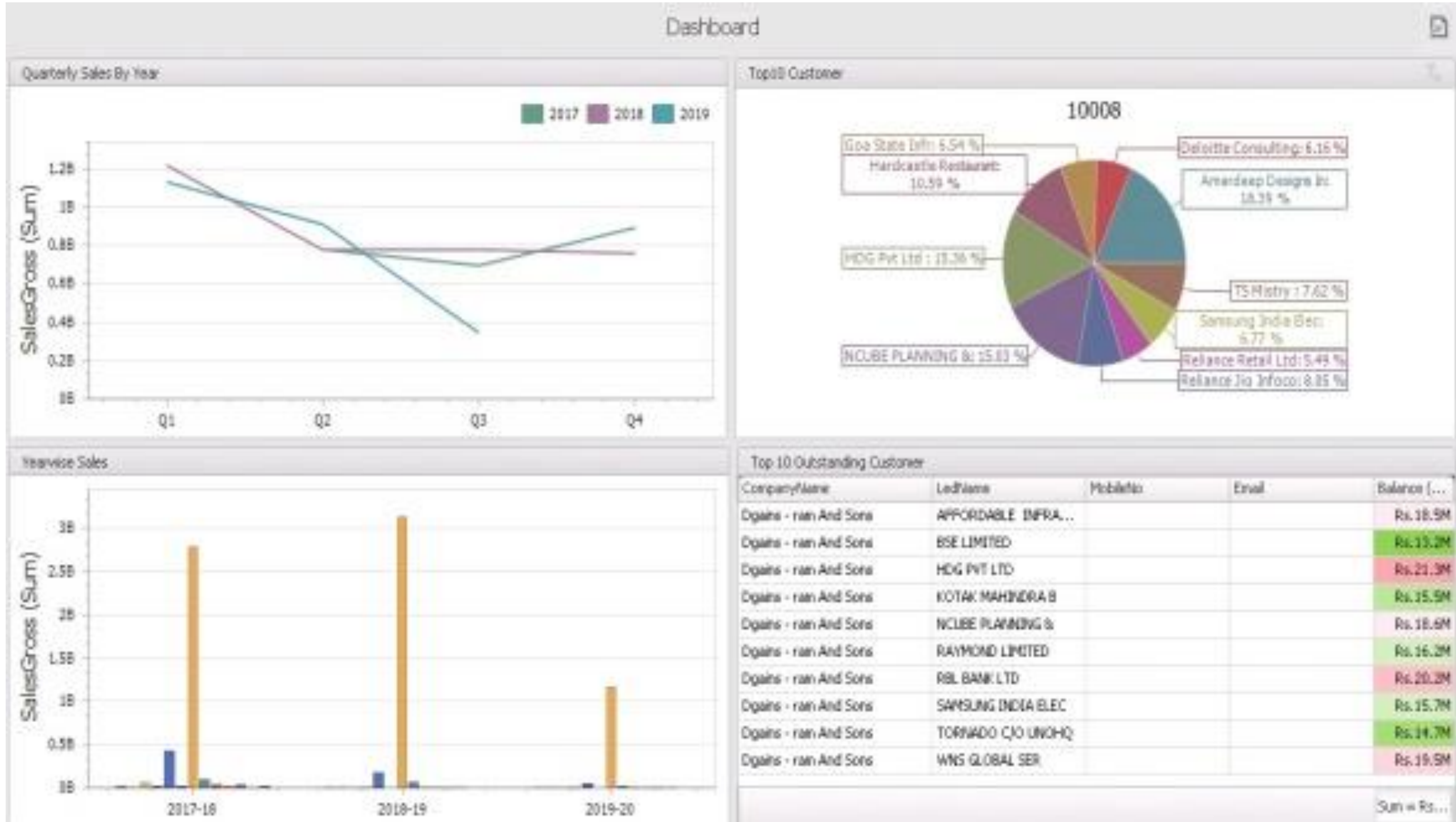
Export Excel FROMDATE 01/Apr/2016 TODATE 14/Dec/2019

StkName	StkParent	contactperson	VoucherNo	Type	ParentType	Narration	SalesRate	CreditQty	CreditRate	CreditValue	CreditGross
GrpParent	GrpGrantParent	StkGrpParent	StkGrpGrantParent	FinancialDate	State	ActualQty	SchemeQty	BilledQty	SchemeValue	SalesQty	
PercentVariation-SalesGross	Differ	Dispatch_Document	LedParent	FinalDestination	Delivery_Note	OrderNos	ShippedBy	primarygroup			
AbsoluteVariation-SalesGross	Salesvalue	LedName									
SalesGross	FinancialYear ▲	FinancialQuarter ▲	FinancialMonth ▲								
Company...	2017-18	01-Quarter	02-Quarter	03-Quarter							
	01-Apr	02-May	03-Jun	01-Quarter Total	04-Jul	05-Aug	06-Sep	02-Quarter Total	07-Oct		
Dgains - Anand ...	6,434,232.00	3,627,921.00	18,656,783.95	28,718,936.95	5,379.00	83,816.00		89,195.00	0.00		
Dgains - Archan...		806,217.00	3,972,459.00	4,778,676.00							
Dgains - D N D	10,511,739.06	22,882,825.72	24,445,473.16	57,840,037.94		1,576,268.00	43,776.00	1,620,044.00	57,424.00		
Dgains - Iram An...	128,147,711.00	150,392,405.00	157,960,859.00	436,500,975.00	209,210,705.41	240,281,209.89	275,523,680.88	725,015,596.18	192,279,943.90		
Dgains - Khusbo...	3,856,095.00	999,749.00	5,888,031.00	10,743,875.00	1,323,997.44	1,489,568.00	1,418,841.00	4,232,406.44	821,871.70		
Dgains - Manish ...	35,615,085.46	55,324,486.96	135,080,150.13	226,019,722.55	22,454,227.92	24,431,683.10	21,697,391.84	68,583,302.86	24,254,340.40		
Dgains - Methew...	5,364,149.39	5,055,962.20	3,810,708.02	14,230,819.61	0.00			0.00	12,224.00		
Dgains - Sam Tr...	9,083,622.00	2,673,061.00	8,470,188.00	20,226,871.00	2,061,593.60	1,639,470.08	4,057,024.00	7,758,087.68	5,803,645.40		
Dgains - sharma ...	16,338,936.30	15,785,463.28	6,569,313.03	38,693,712.61	127,448.00	122,496.00	27,264.00	277,208.00			
Dgains - Shivam ...	2,204,858.00	8,157,750.00	5,137,460.02	15,500,068.02		49,280.00		49,280.00			
Dgains - Siddhi A...	10,936,783.58	16,051,374.95	300,315.00	27,288,473.53	128,512.00	1,766,400.00	1,829,632.00	3,724,544.00	0.00		
Dgains - Veena ...	1,181,580.03	1,838,174.02	2,019,698.00	5,039,452.05	2,816.00		190,080.00	192,896.00	297,728.00		
Dgains - Vijay A...	1,323,114.00	633,222.00	5,931,285.00	7,887,621.00							
Grand Total	230,997,905.82	284,228,612.13	378,242,723.31	893,469,241.26	235,314,679.37	271,440,191.07	304,787,689.72	811,542,560.16	223,527,177.50		

Chart View

Sneak Peak Preview of M.I.S. Templates

an Enterprise M.I.S. Solution





F-1 MIS by Metavision Technology Pvt. Ltd. is one of the leading solution currently focused on M.I.S. Solutions

We aim to provide Best in Class and Global M.I.S. Solutions for Every Business



Thank you

Phone Number

022-29271934 | 022-29271937

Email Address

bhavin.shah@metavisiontechnology.com

Website

www.metavisiontechnology.com